



Compensation of actuator dynamics governed by quasilinear hyperbolic PDEs[☆]

Nikolaos Bekiaris-Liberis^{a,*}, Miroslav Krstic^b

^a Department of Production Engineering & Management, Technical University of Crete, Chania, 73100, Greece

^b Department of Mechanical & Aerospace Engineering, University of California, San Diego, La Jolla, CA 92093-0411, USA

ARTICLE INFO

Article history:

Received 21 July 2017

Received in revised form 15 November 2017

Accepted 24 January 2018

ABSTRACT

We present a methodology for stabilization of general nonlinear systems with actuator dynamics governed by a certain class of, quasilinear, first-order hyperbolic PDEs. Since for such PDE–ODE cascades the speed of propagation depends on the PDE state itself (which implies that the prediction horizon cannot be a priori known analytically), the key design challenge is the determination of the predictor state. We resolve this challenge and introduce a PDE predictor–feedback control law that compensates the transport actuator dynamics. Due to the potential formation of shock waves in the solutions of quasilinear, first-order hyperbolic PDEs (which is related to the fundamental restriction for systems with time-varying delays that the delay rate is bounded by unity), we limit ourselves to a certain feasibility region around the origin and we show that the PDE predictor–feedback law achieves asymptotic stability of the closed-loop system, providing an estimate of its region of attraction. Our analysis combines Lyapunov-like arguments and ISS estimates. Since it may be intriguing as to what is the exact relation of the cascade to a system with input delay, we highlight the fact that the considered PDE–ODE cascade gives rise to a system with input delay, with a delay that depends on past input values (defined implicitly via a nonlinear equation). The developed control design methodology is applied to the control of vehicular traffic flow at distant bottlenecks.

© 2018 Elsevier Ltd. All rights reserved.

1. Introduction

1.1. Motivation

Numerous processes may be described by quasilinear, first-order hyperbolic Partial Differential Equations (PDEs) cascaded with nonlinear Ordinary Differential Equations (ODEs), such as, for example, communication networks (Espitia, Girard, Marchand, & Prieur, 2017), blood flow (Borsche, Colombo, & Garavello, 2010), sewer networks (Cunge, Holly, & Verwey, 1980), production systems (Gottlich, Herty, & Klar, 2005), vehicular traffic flow (Herty, Lebacque, & Moutari, 2009), piston dynamics (Lattanzio, Mauriz, & Piccoli, 2011), automotive engines (Depcik & Assanis, 2005; Jankovic & Magner, 2011; Kahveci & Jankovic, 2010), and oil

drilling (Aamo, 2013; Hasan, Aamo, & Krstic, 2006) to name only a few (Richard, 2003). Despite their popularity, despite the fact that predictor-based control laws now exist for nonlinear systems with input delays that may depend on the ODE state (Bekiaris-Liberis & Krstic, 2013a,b,c,d; Cai & Krstic, 2015, 2016) as well as the uncontrolled- or controlled-boundary value of the PDE state (Bresch-Pietri, Chauvin, & Petit, 2012a,b, 2014; Diagne, Bekiaris-Liberis, & Krstic, 2017), and despite the existence of several results on boundary stabilization of quasilinear, first-order hyperbolic PDEs, such as, for example, Blandin, Litrico, Delle Monache, Piccoli, & Bayen (2017), Coron & Bastin (2016), Hu, Vazquez, Meglio, & Krstic (2017), Krstic (1999), Prieur, Winkin, & Bastin (2008), Vazquez, Coron, Krstic, & Bastin (2011) and (2012), no result exists on the compensation of actuator dynamics governed by quasilinear, first-order hyperbolic PDEs for nonlinear systems.

1.2. Contributions

In this paper, we consider the problem of stabilization of nonlinear ODE systems through transport actuator dynamics governed by quasilinear, first-order hyperbolic PDEs. We develop a novel PDE predictor–feedback law, which compensates the PDE actuator dynamics. Since the speed of propagation depends on the PDE

[☆] Nikolaos Bekiaris-Liberis was supported by the funding from the European Commission's Horizon 2020 research and innovation programme under the Marie Skłodowska-Curie grant agreement No. 747898, project PADECOT. The material in this paper was not presented at any conference. This paper was recommended for publication in revised form by Associate Editor Thomas Meurer under the direction of Editor Daniel Liberzon.

* Corresponding author.

E-mail addresses: nikos.bekiaris@dssl.tuc.gr (N. Bekiaris-Liberis), krstic@ucsd.edu (M. Krstic).

state itself, the key idea in our design is the construction of the PDE predictor state. This construction is by far non-trivial and cannot follow in a straightforward way employing the results from [Diagne et al. \(2017\)](#), which is perhaps the only available work dealing with the problem of complete compensation of an input-dependent input delay (note that the designs in [Bresch-Pietri et al. \(2012b\)](#), [Bresch-Pietri et al. \(2012a\)](#), [2014](#)), do not aim at achieving complete delay compensation). The reason is that the transport speed in the class of systems considered in [Diagne et al. \(2017\)](#) depends only on the *uncontrolled-boundary* value of the PDE state rather than on the PDE state itself, as it is the case here.

Furthermore, we show that the PDE predictor-feedback design achieves local asymptotic stability in the C^1 norm of the actuator state. The reason for obtaining only a regional result, restricting the C^1 norm of the PDE state, is the possibility of appearance of multivalued solutions, or, in other words, the appearance of shock waves, in the solutions of quasilinear, first-order hyperbolic PDEs. We show, within our stability analysis, that this issue is avoided, limiting the C^1 norm of the solutions and the initial conditions. This limitation may alternatively be expressed as the fundamental limitation in stabilization of systems with time-varying input delays that the delay rate is bounded by unity—for the class of systems considered here, giving rise to an input delay that depends on the actuator state and its derivative, the satisfaction of this restriction is guaranteed by confining the size of the actuator state and its derivative. The proof of asymptotic stability in the C^1 norm of the actuator state is established employing Lyapunov-like arguments as well as Input-to-State Stability (ISS) estimates.

In order to make the presentation of our control design methodology accessible to both readers who are experts on PDEs and readers who are experts on delay systems we highlight the relation of the PDE–ODE cascade to a system with input delay that is defined implicitly through a nonlinear equation, which involves the input value at a time that depends on the delay itself, and, moreover, we present the predictor-feedback design in this representation as well.

We also present a numerical example of control of a vehicular traffic flow model, which accounts for the traffic flow dynamics at bottleneck areas (areas with lower flow capacity) located far downstream from the actuation point (for instance, where an on-ramp is located), see, for example, [Herty et al. \(2009\)](#) and [Wang, Kosmatopoulos, Papageorgiou, & Papamichail \(2014\)](#), to illustrate the proposed control design framework.

1.3. Organization

We start in Section 2 where we present the class of systems under consideration as well as the PDE predictor-feedback control design. We provide an alternative, delay system representation of the considered PDE–ODE cascade in Section 3. In Section 4 we prove the local asymptotic stability of the closed-loop system under the proposed controller. Simulation results of an example of vehicular traffic flow control at distant bottlenecks are presented in Section 5. Concluding remarks are provided in Section 6.

Notation: We use the common definition of class \mathcal{K} , \mathcal{K}_∞ and \mathcal{KL} functions from [Khalil \(2002\)](#). For an n -vector, the norm $|\cdot|$ denotes the usual Euclidean norm. For a scalar function $u \in C[0, 1]$ we denote by $\|u(t)\|_C$ its respective maximum norm, i.e., $\|u(t)\|_C = \max_{x \in [0, 1]} |u(x, t)|$. For a scalar function $u_x \in C[0, 1]$ we denote by $\|u_x(t)\|_C$ its respective maximum norm, i.e., $\|u_x(t)\|_C = \max_{x \in [0, 1]} |u_x(x, t)|$. For a vector valued function $p \in C[0, 1]$ we denote by $\|p(t)\|_C$ its respective maximum norm, i.e., $\|p(t)\|_C = \max_{x \in [0, 1]} \sqrt{p_1(x, t)^2 + \dots + p_n(x, t)^2}$. For a vector valued function $p_x \in C[0, 1]$ we denote by $\|p_x(t)\|_C$ its respective maximum norm, i.e., $\|p_x(t)\|_C = \max_{x \in [0, 1]} \sqrt{p_{1x}(x, t)^2 + \dots + p_{nx}(x, t)^2}$. We denote by $C^j(A; E)$ the space of functions that take values in E and have continuous derivatives of order j on A .

2. Problem formulation and predictor-feedback control design

We consider the following system

$$\dot{X}(t) = f(X(t), u(0, t)) \quad (1)$$

$$u_t(x, t) = v(u(x, t)) u_x(x, t) \quad (2)$$

$$u(1, t) = U(t), \quad (3)$$

where $X \in \mathbb{R}^n$ and $u \in \mathbb{R}$ are ODE and PDE states, respectively, $t \geq 0$ is time, $x \in [0, 1]$ is spatial variable, U is control input, and $f: \mathbb{R}^n \times \mathbb{R} \rightarrow \mathbb{R}^n$ is a continuously differentiable vector field that satisfies $f(0, 0) = 0$.

The following assumptions are imposed on system (1)–(3).

Assumption 1. Function $v: \mathbb{R} \rightarrow \mathbb{R}_+$ is twice continuously differentiable and there exists a positive constant \underline{v} such that the following holds

$$v(u) \geq \underline{v}, \quad \text{for all } u \in \mathbb{R}. \quad (4)$$

Assumption 2. System $\dot{X} = f(X, \omega)$ is strongly forward complete with respect to ω .

Assumption 3. There exists a twice continuously differentiable feedback law $\kappa: \mathbb{R}^n \rightarrow \mathbb{R}$, with $\kappa(0) = 0$, which renders system $\dot{X} = f(X, \kappa(X) + \omega)$ input-to-state stable with respect to ω .

[Assumption 1](#) is a prerequisite for the well-posedness of the predictor state, which is defined in the next paragraph. It guarantees that transport is happening only in the direction away from the input, or, in other words (see also the discussion in the next section), it ensures that the input delay is positive as well as uniformly bounded. [Assumption 2](#) (see, e.g., [Angeli & Sontag, 1999](#)) and [Assumption 3](#) (see, e.g., [Sontag & Wang, 1995](#)) are standard ingredients of the predictor-feedback control design methodology (see, e.g., [Bekiaris-Liberis & Krstic, 2013a](#); [Krstic, 2009, 2010](#)). The former implies that the state X of system (1) does not escape to infinity before the control signal U reaches it, no matter the size of the delay (see, e.g., [Bekiaris-Liberis & Krstic, 2013a](#); [Krstic, 2009, 2010](#)), while the latter guarantees the existence of a nominal feedback law that renders system (1) input-to-state stable in the absence of the transport actuator dynamics (i.e., in the absence of the input delay).

The predictor-feedback control law for system (1)–(3) is given by

$$U(t) = \kappa(p(1, t)), \quad (5)$$

where for all $t \geq 0$

$$p(x, t) = X(t) + \int_0^x f(p(y, t), u(y, t)) \times \Gamma(u(y, t), u_y(y, t), y) dy, \quad x \in [0, 1] \quad (6)$$

with¹

$$\Gamma(u(x, t), u_x(x, t), x) = \frac{1}{v(u(x, t)) - \frac{xv'(u(x, t))u_x(x, t)}{v(u(x, t))^2}}, \quad x \in [0, 1]. \quad (7)$$

For implementing the predictor-feedback law (5)–(7), besides measurements of the ODE state $X(t)$ and the PDE state $u(x, t)$, $x \in [0, 1]$, for all $t \geq 0$, the availability of the spatial derivative

¹ Note that Γ can be written as $\Gamma(u(x, t), u_x(x, t), x) = \frac{\partial}{\partial x} \frac{x}{v(u(x, t))}$.

of u , namely, $u_x(x, t)$, $x \in [0, 1]$, for all $t \geq 0$, is required. The latter may be obtained either via direct measurements of u_x or by a numerical computation of u_x , employing the measurements of u . The implementation and approximation problems of predictor-feedback control laws are tackled, for example, in Karafyllis and Krstic (2017), Mondie and Michiels (2003) and Zhong (2004).

Feasibility Condition In order to guarantee the well-posedness of the predictor state (6) and the system the following feasibility condition on the closed-loop solutions and the initial conditions needs to be satisfied

$$-M < \frac{v'(u(x, t)) u_x(x, t)}{v(u(x, t))} < 1, \quad \text{for all } x \in [0, 1] \text{ and } t \geq 0, \quad (8)$$

for some $M > 0$.

As it is shown later on (in Section 4), this condition is fulfilled by appropriately restricting the size of the initial conditions only (see relation (27)).

In the next section we provide some explanatory remarks on the feasibility condition (8) and Assumption 1, capitalizing on the relation of the PDE–ODE cascade (1)–(3) to a system with a delayed-input-dependent input delay.

Example 1. To illustrate the control design and its implementation we present here a rather pedagogical example, which results in a predictor-feedback law defined explicitly in terms of X , u , and u_x . Consider an unstable, scalar linear system with actuator dynamics governed by a quasilinear, first-order hyperbolic PDE given by

$$\dot{X}(t) = X(t) + u(0, t) \quad (9)$$

$$u_t(x, t) = (u(x, t)^2 + 1) u_x(x, t) \quad (10)$$

$$u(1, t) = U(t). \quad (11)$$

System (9)–(11) satisfies all of Assumption 1–3 and a nominal control law may be chosen as $U(t) = -2X(t)$. Thus, the predictor-feedback control law is given by

$$U(t) = -2p(1, t), \quad (12)$$

where, exploiting the fact that $\Gamma = \frac{\partial}{\partial x} \frac{x}{u(x, t)^2 + 1}$ as well as the linearity of the system, the predictor state p , defined in (6), may be written in the present case as²

$$p(x, t) = e^{\frac{x}{u(x, t)^2 + 1}} \left(X(t) + u(0, t) + \int_0^x e^{-\frac{y}{u(y, t)^2 + 1}} u_y(y, t) dy \right) - u(x, t), \quad x \in [0, 1]. \quad (13)$$

For the numerical computation of the integral in (13) we employ a simple composite left-endpoint rectangular rule, where the spatial derivatives of u are numerically computed utilizing a forward finite difference scheme. We choose the initial conditions as

$$u(x, 0) = 1, \quad \text{for all } x \in [0, 1] \quad (14)$$

$$X(0) = -0.7. \quad (15)$$

In Fig. 1 we show the response of the system, whereas in Fig. 2 we show the control effort.

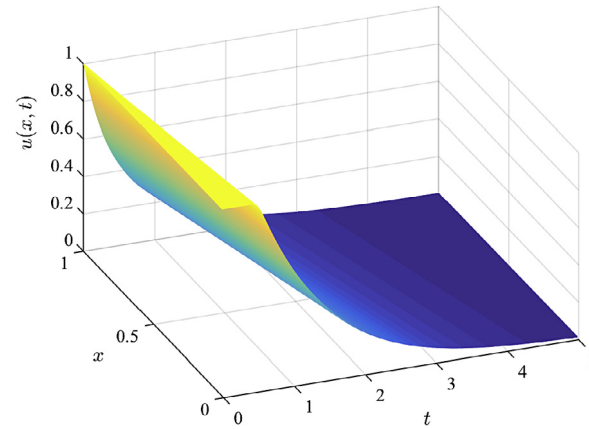
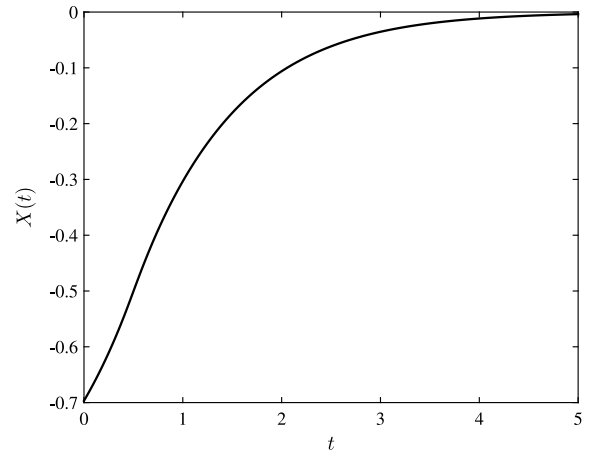


Fig. 1. Response of system (9)–(11) with initial conditions (14), (15) under the predictor-feedback law (12), (13).

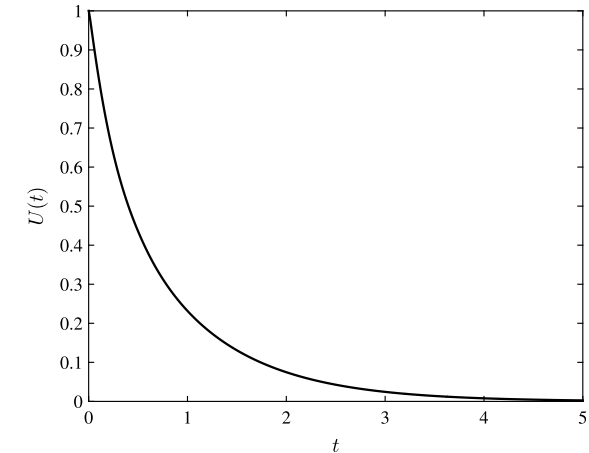


Fig. 2. Control effort (12), (13).

3. Relation to a system with delayed-input-dependent input delay

In this section, we highlight the fact that the PDE–ODE cascade (1)–(3) may be viewed as a nonlinear system with an input delay. The fact that the transport speed depends on the PDE state itself, gives rise to a delay that is defined implicitly through a nonlinear equation, which incorporates the value of the input at a time that depends on the delay itself.

² To see this note that, for the case of system (9)–(11), the predictor state p in (6) satisfies, for each t , the ODE in x given as $p_x(x, t) = (p(x, t) + u(x, t)) \frac{\partial}{\partial x} \frac{x}{u(x, t)^2 + 1}$, with initial condition $p(0, t) = X(t)$. Thus, solving this initial-value problem with respect to x we obtain $p(x, t) = e^{\int_0^x \frac{\partial}{\partial y} \frac{y}{u(y, t)^2 + 1} dy} X(t) + \int_0^x e^{\int_r^x \frac{\partial}{\partial r} \frac{r}{u(r, t)^2 + 1} dr} u_y(y, t) \frac{\partial}{\partial y} \frac{y}{u(y, t)^2 + 1} dy$. Expression (13) then follows evaluating the integral in the first term of this relation and employing one step of integration by parts in the integral in the second.

The reasons for emphasizing this alternative representation of system (1)–(3) are not merely pedagogical. Capitalizing on this relation, enables both, readers who are experts on PDEs and readers who are experts on delay systems, to digest the key conceptual ideas as well as the technical intricacies of our design and analysis methodologies, such as, for example, to better understand some of the inherent limitations of the stabilization problem for such systems (see Section 3.2). Moreover, this alternative point of view, offers to the designer two alternative control law representations (see Section 3.3), which may be very useful since, depending on the specific application, one representation may be more descriptive of the actual physical process as well as more suitable for implementation than the other (consider, for example, the case of control of traffic flow versus the case of control over a network).

3.1. Derivation of the delayed and prediction times

Employing the method of characteristics (for details, see, e.g., Courant & Hilbert, 1962), it can be shown, see, e.g., Petit, Creff, & Rouchon (1998),³ that the following holds

$$u(0, t) = U \left(t - \frac{1}{v(u(0, t))} \right). \quad (16)$$

Thus, defining the delayed time ϕ , i.e., the time at which the value of the control signal U that currently affects the system, namely, $u(0, t)$, was actually applied, as

$$\phi(t) = t - \frac{1}{v(u(0, t))}, \quad (17)$$

we re-write system (1)–(3) as

$$\dot{X}(t) = f(X(t), U(\phi(t))), \quad (18)$$

where ϕ is defined implicitly, for all $t \geq 0$, through relation

$$\phi(t) = t - \frac{1}{v(U(\phi(t)))}. \quad (19)$$

The prediction time σ , i.e., the time at which the value of the control signal U currently applied, namely, $U(t) = u(1, t)$, will actually reach the system, is defined as the inverse function of ϕ , namely,

$$\sigma(t) = t + \frac{1}{v(U(t))}. \quad (20)$$

The invertibility of ϕ is guaranteed when the derivative of (19), given by

$$\dot{\phi}(t) = \frac{1}{1 - \frac{v'(U(\phi(t)))U'(\phi(t))}{v(U(\phi(t)))^2}}, \quad (21)$$

is positive for all $t \geq 0$, or, equivalently, when the derivative of (20), given by

$$\dot{\sigma}(t) = 1 - \frac{v'(U(t))U'(t)}{v(U(t))^2}, \quad (22)$$

is positive for all $t \geq 0$.

3.2. Interpretation of Assumption 1 and Condition (8)

From (19) it is evident that the positivity assumption of v guarantees that the delay is always positive, i.e., it guarantees the

³ In detail, along the characteristic curves defined by $\frac{dt(x)}{dx} = -\frac{1}{v(u(x, t(x)))}$ the solution to (2) remains constant, and thus, integrating from $x = 1$ and using (3) we obtain $u(x, t) = U(t_1)$, where $t_1 - t = -\frac{1-x}{v(U(t_1))}$. Thus, setting $x = 0$ we get $u(0, t) = U(t_1)$, where t_1 is defined as $t_1 = t - \frac{1}{v(U(t_1))}$. For instance, relation (16) in Example 1 becomes $u(0, t) = U\left(t - \frac{1}{u(0, t)^2 + 1}\right)$.

causality of system (18), and thus, also of system (1)–(3). Moreover, relation (4) guarantees the boundedness of the delay, i.e., it guarantees that the control signal eventually reaches the plant (18), and thus, also (1).

The interpretation of condition (8) is less obvious. When the derivative of the prediction (or the delayed) time is bounded and strictly positive both the prediction and delayed times are well-defined. Via (3), it is evident from (22) that this requirement is satisfied when condition (8) holds. In fact, condition (8) guarantees that the quasilinear first-order hyperbolic PDE (2), (3) exhibits smooth solutions and that the appearance of shock waves is avoided.

To see this, note that when the right-hand side of (8) is violated the derivative of the delayed time becomes infinite (or, equivalently, the derivative of the prediction time becomes zero), that is, the delay disappears instantaneously (with slope approaching negative infinity). This implies that the delayed time becomes a multi-valued function, which in turn is related to loss of regularity of the solutions to (2), (3) and the formation of a shock wave. Moreover, when u is bounded, the regularity assumption on v implies that the left-hand side of (8) may be violated when u_x reaches negative infinity. Thus, in terms of the delay system representation, the left-hand side of condition (8) guarantees that the time derivative of the prediction time cannot become infinite, and thus, the predictor state (6) remains well-posed (see also relation (25)).

3.3. Predictor-Feedback control design for the equivalent delay system

Defining

$$F(U) = \frac{1}{v(U)}, \quad (23)$$

the predictor-feedback control law for system (18) with an input delay defined via (19) is given by

$$U(t) = \kappa(P(t)), \quad (24)$$

where the predictor P is given for all $t \geq 0$ by

$$P(\theta) = X(t) + \int_{\phi(t)}^{\theta} (1 + F'(U(s))) \dot{U}(s) \times f(P(s), U(s)) ds, \quad \text{for all } \phi(t) \leq \theta \leq t. \quad (25)$$

The predictor-feedback control law (25) is implementable since, for all $t \geq 0$, it depends on the history of $U(s)$, over the window $\phi(t) \leq s \leq t$, the ODE state $X(t)$, which are assumed to be measured for all $t \geq 0$, as well as on $\dot{U}(s)$, over the window $\phi(t) \leq s \leq t$, which is assumed to either be measured directly or computed from the values of $U(s)$, $\phi(t) \leq s \leq t$. Moreover, the implementation of the predictor-feedback design requires the computation at each time step of the delayed time ϕ . This can either be performed by numerically solving relation (19), using the history of the actuator state, or by employing the following integral equation

$$\phi(\theta) = t - \int_{\theta}^{\sigma(t)} \frac{ds}{1 + F'(U(\phi(s)))U'(\phi(s))}, \quad \text{for all } t \leq \theta \leq \sigma(t), \quad (26)$$

where σ is defined in (20). The issue of implementation and approximation of nonlinear predictor feedbacks is addressed in detail in Karafyllis (2011), Karafyllis and Krstic (2014, 2017).

4. Stability analysis

Theorem 1. Consider the closed-loop system consisting of the plant (1)–(3) and the control law (5)–(7). Under Assumptions 1–3, there

exist a positive constant δ and a class \mathcal{KL} function β such that for all initial conditions $X(0) \in \mathbb{R}^n$ and $u(\cdot, 0) \in C^1[0, 1]$ which satisfy

$$|X(0)| + \|u(0)\|_C + \|u_x(0)\|_C < \delta, \quad (27)$$

as well as the compatibility conditions

$$u(1, 0) = \kappa(p(1, 0)) \quad (28)$$

$$u_x(1, 0) = \frac{\partial \kappa(p(1, 0))}{\partial p} f(p(1, 0), u(1, 0)) \times \Gamma(u(1, 0), u_x(1, 0), 1), \quad (29)$$

there exists a unique solution to the closed-loop system with $X(t) \in C^1[0, \infty)$, $u(x, t) \in C^1([0, 1] \times [0, \infty))$, and the following holds

$$\Omega(t) \leq \beta(\Omega(0), t), \quad \text{for all } t \geq 0 \quad (30)$$

$$\Omega(t) = |X(t)| + \|u(t)\|_C + \|u_x(t)\|_C. \quad (31)$$

The proof of [Theorem 1](#) is based on the following lemmas whose proofs can be found in [Appendix](#).

Lemma 1. *The variable*

$$u(x, t) - \kappa(p(x, t)) = w(x, t), \quad (32)$$

where p is defined in (6), satisfies

$$w_t(x, t) = v(u(x, t)) w_x(x, t) \quad (33)$$

$$w(1, t) = 0. \quad (34)$$

Moreover, system (1) can be written as

$$\dot{X}(t) = f(X(t), \kappa(X(t)) + w(0, t)). \quad (35)$$

Note that, in contrast to our previous work on predictor-feedback design, but similarly to Kharitonov's work ([Kharitonov, 2014](#)), the variable w is just viewed as a new variable, which is expressed in terms of the state (X, u) via (32), (6), (7), rather than as a transformation of the original state u . Thus, an inverse transformation is not required, which does not affect the analysis (see [Lemma 4](#) and its proof in [Appendix](#)). The reason for this alternative point of view is that the expression for the potential inverse transformation would require the definition of an alternative, rather complex representation of the predictor state p that would depend on the new variable w , which would add unnecessary complexity in the analysis.

The next lemma establishes an asymptotic stability estimate for state variables $(X, w(x))$, $x \in [0, 1]$, exploiting the cascade structure of system (33)–(35).

Lemma 2. *There exists a class \mathcal{KL} function β_w such that for all solutions of the system satisfying (8) the following holds*

$$\Omega_w(t) \leq \beta_w(\Omega_w(0), t), \quad \text{for all } t \geq 0 \quad (36)$$

$$\Omega_w(t) = |X(t)| + \|w(t)\|_C + \|w_x(t)\|_C. \quad (37)$$

In [Lemma 3–5](#), the equivalency of the C^1 norm between the original state variables $(X, u(x))$, $x \in [0, 1]$, and the state variables $(X, w(x))$, $x \in [0, 1]$, is established. The proofs of each of [Lemmas 3](#) and [4](#), utilize different arguments and employ different assumptions. For this reason, the proof of the norm equivalency, between the original and the new state variables, is decomposed into three different lemmas.

Lemma 3. *There exists a class \mathcal{K}_∞ function ρ_1 such that for all solutions of the system satisfying (8) the following holds*

$$\|p(t)\|_C + \|p_x(t)\|_C \leq \rho_1(|X(t)| + \|u(t)\|_C), \quad \text{for all } t \geq 0. \quad (38)$$

Lemma 4. *There exists a class \mathcal{K}_∞ function ρ_2 such that for all solutions of the system satisfying (8) the following holds*

$$\|p(t)\|_C + \|p_x(t)\|_C \leq \rho_2(|X(t)| + \|w(t)\|_C), \quad \text{for all } t \geq 0. \quad (39)$$

Lemma 5. *There exist class \mathcal{K}_∞ functions ρ_3 and ρ_4 such that for all solutions of the system satisfying (8) the following hold*

$$\Omega_w(t) \leq \rho_3(\Omega(t)), \quad \text{for all } t \geq 0 \quad (40)$$

$$\Omega(t) \leq \rho_4(\Omega_w(t)), \quad \text{for all } t \geq 0, \quad (41)$$

where Ω_w is defined in (37) and Ω is defined in (31).

An estimate of the region of attraction of the predictor-feedback control law (5)–(7) within the feasibility region, defined by condition (8), is derived in the next two lemmas.

Lemma 6. *There exists a positive constant δ_1 such that all of the solutions that satisfy*

$$|X(t)| + \|u(t)\|_C + \|u_x(t)\|_C < \delta_1, \quad \text{for all } t \geq 0, \quad (42)$$

also satisfy (8).

Lemma 7. *There exists a positive constant δ such that for all initial conditions of the closed-loop system (1)–(3), (5)–(7) that satisfy (27), the solutions of the system satisfy (42), and hence, satisfy (8).*

Proof of Theorem 1. Estimate (30) in [Theorem 1](#) is proved combining [Lemmas 2](#) and [5](#) with

$$\beta_u(s, t) = \rho_4(\beta_w(\rho_3(s), t)). \quad (43)$$

We show next the well-posedness of the system. We start by proving the well-posedness of the predictor

$$P(t) = p(1, t), \quad (44)$$

where p is defined in (6). Differentiating definition (6) with respect to t and using integration by parts in the integral, taking into account that p satisfies $p_t(x, t) = v(u(x, t)) p_x(x, t)$ (see relation (A.1) in [Appendix](#)) and employing relations (3), (5) we obtain that

$$\dot{P}(t) = v(\kappa(P(t))) f(P(t), \kappa(P(t))) \times \Gamma(u(1, t), u_x(1, t), 1). \quad (45)$$

From the definition of Γ in (6) and (7), using (2) we obtain from (3), (5) that

$$\Gamma(u(1, t), u_x(1, t), 1) = \frac{1}{v(\kappa(P(t)))} - \frac{v'(\kappa(P(t))) u_t(1, t)}{v(\kappa(P(t)))^3}, \quad (46)$$

and thus, from (45) we arrive at

$$\frac{1}{v(\kappa(P(t)))} = \left(1 + \frac{v'(\kappa(P(t)))}{v(\kappa(P(t)))^2} \times \frac{\partial \kappa(P(t))}{\partial p} f(P(t), \kappa(P(t))) \right) \times \Gamma(u(1, t), u_x(1, t), 1). \quad (47)$$

Since condition (8) guarantees the positivity and boundedness of Γ (see also relations (A.43), (A.45) in [Appendix](#)), it follows from (47) and [Assumption 1](#) that the term $1 + \frac{v'(\kappa(P(t))) \frac{\partial \kappa(P(t))}{\partial p} f(P(t), \kappa(P(t)))}{v(\kappa(P(t)))^2}$

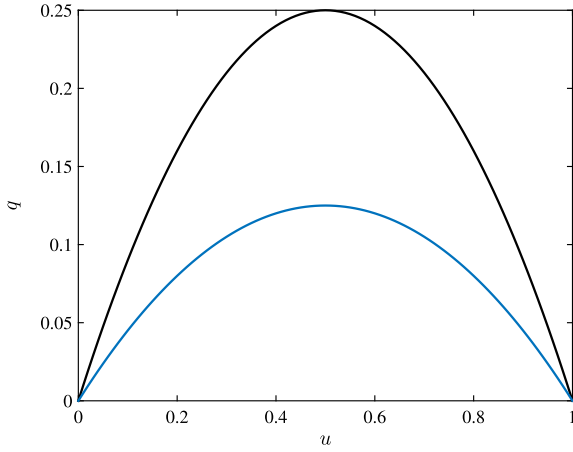


Fig. 3. Fundamental diagrams of a mainstream highway stretch (black line) and of a bottleneck area (blue line). (For interpretation of the references to colour in this figure legend, the reader is referred to the web version of this article.)

is positive. Hence, solving (47) with respect to Γ and substituting the resulting expression into (45) we arrive at

$$\dot{P}(t) = \frac{1}{1 + \frac{v'(\kappa(P(t))) \frac{\partial \kappa(P(t))}{\partial P} f(P(t), \kappa(P(t)))}{v(\kappa(P(t)))^2}} \times f(P(t), \kappa(P(t))). \quad (48)$$

Under the regularity assumptions on v and κ , which follow from Assumptions 1 and 3, respectively, one can conclude that the right-hand side of (48) is Lipschitz with respect to P . Therefore, the compatibility conditions (28), (29) guarantee that there exists a unique solution $P(t) \in C^1[0, \infty)$. Moreover, employing estimates (30), (38), one can conclude that δ in the statement of Theorem 1 can be chosen sufficiently small such that all the conditions of Theorem 1.1 in Li (1984, Chapter 5) are satisfied, and hence, the existence and uniqueness of $u(x, t) \in C^1([0, 1] \times [0, \infty))$, which satisfies (2), (3), (5), follows (see also the discussion in, e.g., Coron & Bastin, 2016; Prieur et al., 2008). The fact that $u(x, t) \in C^1([0, 1] \times [0, \infty))$ and the regularity properties of f imply from (1) the existence and uniqueness of $X(t) \in C^1[0, \infty)$.

5. Application to traffic flow control at distant bottlenecks

Ramp metering is successful in regulating traffic flow at bottleneck areas (i.e., areas that feature a significantly smaller capacity due to the presence of, for example, curvature, tunnel, narrowing, etc.) that are located close to the ramp-flow merging area. However, the performance of ramp metering-based traffic control algorithms may deteriorate considerably when the bottleneck area is located far downstream from the location of the actuated ramp, due to the large distance of the actuated ramp from the bottleneck area that is controlled (imposing a large, input-dependent delay) (Wang et al., 2014).

Consider a highway stretch with inlet at $x = 1$ and outlet at $x = 0$. Let u denote the density of vehicles within the stretch whose dynamics satisfy a conservation law equation of the form (2). For Greenshield's fundamental diagram (see, e.g., Claudel, 2010) with free-flow vehicles' velocity and maximum vehicles' density equal to unity the transport speed v is given by

$$v(u) = 1 - 2u, \quad (49)$$

which corresponds to the following relation (black line in Fig. 3) between the flow q and the density of vehicles within the stretch

$$q(u) = u(1 - u). \quad (50)$$

At the end of the stretch there is a bottleneck area, e.g., a lane-drop, which imposes a 50% reduction in flow capacity (consider, e.g., the case of a two-lane highway stretch). The fundamental diagram relation at the bottleneck area is shown in Fig. 3 (blue line). Modeling the traffic flow dynamics at the bottleneck area with a cell that has half of the capacity of the mainstream, the dynamics of the density X at the bottleneck may be described by (1) with

$$f(X(t), u(0, t)) = \frac{1}{\Delta} (u(0, t)(1 - u(0, t)) - \frac{1}{2}X(t)(1 - X(t))), \quad (51)$$

where Δ is the length of the cell. The boundary condition at the inlet of the stretch is dictated by a mainstream inflow d as well as the inflow from a ramp r giving rise to the following equation

$$q(u(1, t)) = d(t) + r(t). \quad (52)$$

The ramp flow r is the manipulated variable to the overall system. In the considered scenarios we assume a constant mainstream inflow d .

The goal of the predictor-feedback control design is to regulate the density at the bottleneck area to an uncongested, constant equilibrium X^* , which is given by

$$X^* = \frac{1 - \sqrt{1 - 8u^*(1 - u^*)}}{2}, \quad (53)$$

where u^* denotes a constant equilibrium profile for the density at the stretch. The control input is chosen as

$$r(t) = (U(t) + u^*)(1 - u(1, t)) - d, \quad (54)$$

which imposes a boundary condition of the form (3), where U is yet to be designed according to the predictor-feedback control design methodology.

The predictor-feedback law is chosen as

$$U(t) = -k(p(1, t) - X^*), \quad (55)$$

where the predictor $p(1, t)$ is given by (6), (7) where v and f are defined in (49) and (51), respectively. The nominal, delay-free closed-loop system satisfies

$$\begin{aligned} \dot{\tilde{X}}(t) &= \frac{1}{\Delta} \tilde{X}(t) \left(X^* - \frac{1}{2} - k(1 - 2u^*) \right) \\ &\quad + \frac{1}{\Delta} \left(\frac{1}{2} - k^2 \right) \tilde{X}(t)^2, \end{aligned} \quad (56)$$

where $\tilde{X} = X - X^*$, which can be made asymptotically stable choosing, e.g., $k = \frac{\sqrt{2}}{2}$. To see this note that, using (53), relation (56) can be then written as

$$\dot{\tilde{X}}(t) = -\frac{a}{\Delta} \tilde{X}(t), \quad (57)$$

where $a = \frac{\sqrt{1 - 8u^*(1 - u^*)} + \sqrt{2}(1 - 2u^*)}{2}$.

We employ Rusanov's scheme to solve numerically the considered conservation law equation as well as a forward Euler scheme to solve numerically the considered ODE, see, e.g., Trangenstein (2007). Furthermore, we employ a left endpoint rule for the numerical approximation of the integral in the predictor-feedback control law as well as a finite-difference approximation for the numerical computation of the spatial derivative of the PDE state.

We choose $d = 0.1$, $u^* = 0.145$, and $\Delta = 0.1$ (that may correspond to a cell with length 1 km for a 10-km highway stretch). The initial conditions are chosen as $u(x, 0) = 0.1$, for all $x \in [0, 1]$ and $X(0) = 0.24$ (that corresponds to the equilibrium value of X). Note that from (53) we obtain $X^* = 0.46$, which is quite close to

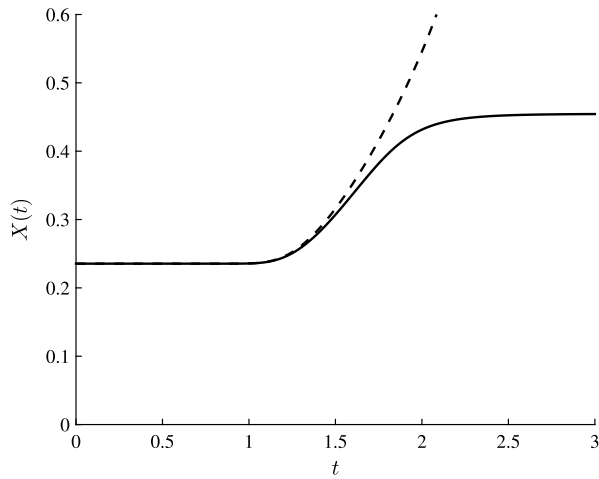


Fig. 4. Closed-loop response of the density at the bottleneck area under the predictor-feedback law (55) (solid line) and under the nominal, uncompensated feedback law (dashed line).

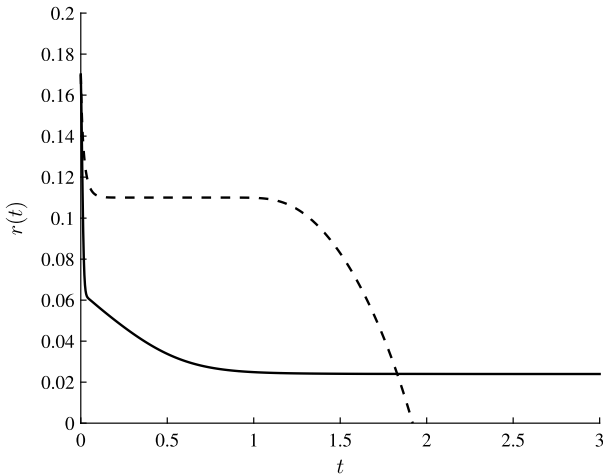


Fig. 5. Ramp flow (54), (55) (solid line) and the corresponding ramp flow of the nominal, uncompensated feedback law (dashed line).

the density of the bottleneck area for which the maximum flow is achieved. In Fig. 4 we show the response of the density at the bottleneck area for the case of the predictor-feedback control law and for the case in which the uncompensated, nominal feedback law is applied. From Fig. 4 it is evident that the predictor-feedback law regulates the density at the desired equilibrium point. In contrast, when the uncompensated, nominal feedback law is applied, the density of the bottleneck area exceeds the critical density 0.5 and the nominal controller fails to stabilize the system. In Fig. 5 we show the ramp flow under the predictor-feedback law and under the nominal, uncompensated feedback law. Fig. 6 shows the response of the density at the highway stretch under the predictor-feedback controller.

6. Conclusions and future work

We presented a predictor-feedback control design methodology for nonlinear systems with actuator dynamics governed by quasilinear, first-order hyperbolic PDEs. We proved that the closed-loop system, under the developed feedback law, is locally asymptotically stable, utilizing Lyapunov-like arguments and ISS estimates. We also emphasized the relation of the considered PDE–ODE cascade to a system with input delay that depends on past

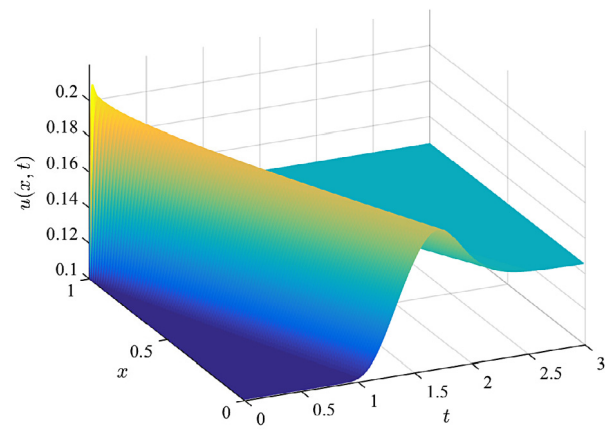


Fig. 6. Closed-loop response of the density at the highway stretch under the predictor-feedback law (55).

input values. Finally, we presented a simulation example of control of a system that models the dynamics of vehicular traffic flow, taking into account the traffic flow dynamics at distant bottlenecks.

In the present paper, local stability of the closed-loop system is established despite the fact that the nominal plant is assumed to be ISS as well as forward complete and despite the positivity assumption of the transport speed. As it is also suggested in the simulation results of Section 5, it may be possible to obtain stability results under a local stabilizability assumption of the nominal plant and under the assumption that the transport speed is positive at the equilibrium point. Although establishing such a result would be far from trivial, the results in Bekiaris-Liberis and Krstic (2013b) (Section 6) may constitute a starting point.

A topic of future research may be the problem of boundary stabilization of general, quasilinear systems of first-order hyperbolic PDEs coupled with nonlinear ODE systems, as it is done in Di Meglio, Bribiesca Argomedo, Hu, and Krstic (2018) for the case in which both the PDE and ODE parts of the system are linear.

Appendix

Proof of Lemma 1

We first show that

$$p_t(x, t) = v(u(x, t)) p_x(x, t). \tag{A.1}$$

Differentiating (6) with respect to t and using (1), (2) as well as the fact that $p(0, t) = X(t)$, which immediately follows from (6) with $x = 0$, we get that

$$\begin{aligned} p_t(x, t) &= f(p(0, t), u(0, t)) + \int_0^x \frac{\partial f(p(y, t), u(y, t))}{\partial p} \\ &\quad \times p_t(y, t) \Gamma(u(y, t), u_y(y, t), y) dy \\ &\quad + \int_0^x \frac{\partial f(p(y, t), u(y, t))}{\partial u} v(u(y, t)) u_y(y, t) \\ &\quad \times \Gamma(u(y, t), u_y(y, t), y) dy \\ &\quad + \int_0^x f(p(y, t), u(y, t)) \Gamma_u(u(y, t), u_y(y, t), y) \\ &\quad \times v(u(y, t)) u_y(y, t) dy + \int_0^x f(p(y, t), u(y, t)) \\ &\quad \times \Gamma_{u_y}(u(y, t), u_y(y, t), y) (v'(u(y, t)) u_y(y, t)^2 \\ &\quad + v(u(y, t)) u_{yy}(y, t)) dy. \end{aligned} \tag{A.2}$$

Differentiating (6) with respect to x we get that

$$v(u(x, t)) p_x(x, t) = \int_0^x \frac{\partial \Lambda(y, t)}{\partial y} dy + v(u(0, t)) \times f(p(0, t), u(0, t)) \times \Gamma(u(0, t), u_y(0, t), 0) \quad (\text{A.3})$$

$$\Lambda(y, t) = v(u(y, t)) f(p(y, t), u(y, t)) \times \Gamma(u(y, t), u_y(y, t), y), \quad (\text{A.4})$$

and hence,

$$\begin{aligned} v(u(x, t)) p_x(x, t) &= v(u(0, t)) f(p(0, t), u(0, t)) \\ &\times \Gamma(u(0, t), u_y(0, t), 0) \\ &+ \int_0^x \frac{\partial f(p(y, t), u(y, t))}{\partial p} \\ &\times p_y(y, t) v(u(y, t)) \\ &\times \Gamma(u(y, t), u_y(y, t), y) dy \\ &+ \int_0^x \frac{\partial f(p(y, t), u(y, t))}{\partial u} \\ &\times u_y(y, t) v(u(y, t)) \\ &\times \Gamma(u(y, t), u_y(y, t), y) dy \\ &+ \int_0^x f(p(y, t), u(y, t)) \\ &\times \Gamma_u(u(y, t), u_y(y, t), y) \\ &\times v(u(y, t)) u_y(y, t) dy \\ &+ \int_0^x f(p(y, t), u(y, t)) \\ &\times \Gamma_{u_y}(u(y, t), u_y(y, t), y) \\ &\times v(u(y, t)) u_{yy}(y, t) dy \\ &+ \int_0^x f(p(y, t), u(y, t)) \\ &\times \Gamma_y(u(y, t), u_y(y, t), y) \\ &\times v(u(y, t)) dy \\ &+ \int_0^x f(p(y, t), u(y, t)) \\ &\times \Gamma(u(y, t), u_y(y, t), y) \\ &\times v'(u(y, t)) u_y(y, t) dy. \end{aligned} \quad (\text{A.5})$$

Comparing (A.2) with (A.5) and using the fact that $\Gamma(u(0, t), u_y(0, t), 0) = \frac{1}{v(u(0, t))}$, which follows from (7) for $y = 0$, we arrive at

$$\begin{aligned} P(x, t) &= \int_0^x \frac{\partial f(p(y, t), u(y, t))}{\partial p} P(y, t) \\ &\times \Gamma(u(y, t), u_y(y, t), y) dy \\ &+ \int_0^x f(p(y, t), u(y, t)) \\ &\times \Gamma_{u_y}(u(y, t), u_y(y, t), y) \\ &\times v'(u(y, t)) u_y(y, t)^2 dy \\ &- \int_0^x f(p(y, t), u(y, t)) \\ &\times \Gamma_y(u(y, t), u_y(y, t), y) \\ &\times v(u(y, t)) dy \\ &- \int_0^x f(p(y, t), u(y, t)) \\ &\times \Gamma(u(y, t), u_y(y, t), y) \\ &\times v'(u(y, t)) u_y(y, t) dy, \end{aligned} \quad (\text{A.6})$$

where we defined

$$P(x, t) = p_t(x, t) - v(u(x, t)) p_x(x, t). \quad (\text{A.7})$$

Using the definition of Γ in (7) we get that

$$\Gamma_{u_y}(u(y, t), u_y(y, t), y) = -\frac{y v'(u(y, t))}{v(u(y, t))^2} \quad (\text{A.8})$$

$$\Gamma_y(u(y, t), u_y(y, t), y) = -\frac{v'(u(y, t)) u_y(y, t)}{v(u(y, t))^2}. \quad (\text{A.9})$$

Combining (A.8), (A.9) and using (7) we arrive at

$$\begin{aligned} \Gamma_{u_y}(u, u_y, y) v'(u) u_y^2 &= \Gamma_y(u, u_y, y) v(u) \\ &- \frac{y v'(u)^2 u_y^2}{v(u)^2} + \frac{v'(u) u_y}{v(u)} \end{aligned} \quad (\text{A.10})$$

$$\Gamma(u, u_y, y) v'(u) u_y = \frac{v'(u) u_y}{v(u)} - \frac{y v'(u)^2 u_y^2}{v(u)^2}. \quad (\text{A.11})$$

Since the right-hand sides of (A.10), (A.11) are equal, from (A.6) it follows that

$$\begin{aligned} P(x, t) &= \int_0^x \frac{\partial f(p(y, t), u(y, t))}{\partial p} P(y, t) \\ &\times \Gamma(u(y, t), u_y(y, t), y) dy. \end{aligned} \quad (\text{A.12})$$

Therefore, for each $t \geq 0$, the function P satisfies for all $x \in [0, 1]$

$$\begin{aligned} P_x(x, t) &= \frac{\partial f(p(x, t), u(x, t))}{\partial p} \\ &\times \Gamma(u(x, t), u_x(x, t), x) P(x, t) \end{aligned} \quad (\text{A.13})$$

$$P(0, t) = 0. \quad (\text{A.14})$$

Hence,

$$P \equiv 0, \quad (\text{A.15})$$

which proves that indeed (A.1) holds. Therefore, differentiating (32) with respect to t we get that

$$\begin{aligned} w_t(x, t) &= u_t(x, t) - \frac{\partial \kappa(p(x, t))}{\partial p} v(u(x, t)) \\ &\times p_x(x, t). \end{aligned} \quad (\text{A.16})$$

Differentiating (32) with respect to x we get that

$$\begin{aligned} v(u(x, t)) w_x(x, t) &= v(u(x, t)) u_x(x, t) \\ &- \frac{\partial \kappa(p(x, t))}{\partial p} v(u(x, t)) \\ &\times p_x(x, t). \end{aligned} \quad (\text{A.17})$$

Combining (A.16) with (A.17) and using (2) we arrive at (33). Furthermore, since from (6) it holds that $p(0, t) = X(t)$, relation (35) follows from (1) and (32) for $x = 0$. Finally, relation (34) follows from (32) for $x = 1$ and (5), (3).

Proof of Lemma 2

Consider the following Lyapunov functional

$$\begin{aligned} L_{c,m}(t) &= \int_0^1 e^{2(c+\lambda)xm} w(x, t)^{2m} dx \\ &+ \int_0^1 e^{2(c+\lambda)xm} w_x(x, t)^{2m} dx, \end{aligned} \quad (\text{A.18})$$

for any $c > 0$ and any positive integer m , where (under Assumption 1)

$$\begin{aligned} w_{xt}(x, t) &= v'(u(x, t)) u_x(x, t) w_x(x, t) \\ &+ v(u(x, t)) w_{xx}(x, t) \end{aligned} \quad (\text{A.19})$$

$$w_x(1, t) = 0. \quad (\text{A.20})$$

Under [Assumption 1](#) (positivity of v), taking the time derivative of [\(A.18\)](#) along the solutions of [\(33\)–\(35\)](#), [\(A.19\)](#), [\(A.20\)](#) we get using integration by parts that

$$\begin{aligned} \dot{L}_{c,m}(t) &\leq - \int_0^1 e^{2(c+\lambda)xm} w(x, t)^{2m} \\ &\quad \times (2m(c + \lambda)v(u(x, t)) \\ &\quad + v'(u(x, t)) u_x(x, t)) dx \\ &\quad - \int_0^1 e^{2(c+\lambda)xm} w_x(x, t)^{2m} \\ &\quad \times (2m(c + \lambda)v(u(x, t)) + v'(u(x, t)) u_x(x, t) \\ &\quad - 2mv'(u(x, t)) u_x(x, t)) dx. \end{aligned} \tag{A.21}$$

Using [\(8\)](#) and the fact that $m \geq 1$ we obtain for all $x \in [0, 1]$ and $t \geq 0$

$$2m(-\lambda + M)v(u(x, t)) \geq -2m\lambda v(u(x, t)) - v'(u(x, t)) u_x(x, t) \tag{A.22}$$

$$2m(-\lambda + 1)v(u(x, t)) \geq -2m\lambda v(u(x, t)) - (1 - 2m) \times v'(u(x, t)) u_x(x, t). \tag{A.23}$$

Therefore, choosing any λ such that $\lambda \geq 1 + M$, it follows from [\(A.21\)](#) that

$$\begin{aligned} \dot{L}_{c,m}(t) &\leq -2mc\underline{v} \int_0^1 e^{2(c+\lambda)xm} w(x, t)^{2m} \\ &\quad - 2mc\underline{v} \int_0^1 e^{2(c+\lambda)xm} w_x(z, t)^{2m} dx, \end{aligned} \tag{A.24}$$

where we also used [\(4\)](#). Thus,⁴

$$\dot{L}_{c,m}(t) \leq -2mc\underline{v}L_{c,m}(t), \tag{A.25}$$

which implies that

$$L_{c,m}^{\frac{1}{2m}}(t) \leq e^{-c\underline{v}(t-s)} L_{c,m}^{\frac{1}{2m}}(s), \quad \text{for all } t \geq s \geq 0. \tag{A.26}$$

Moreover, from [\(A.18\)](#) it follows that

$$\mathcal{E}_{c,m}(t) \leq 2e^{-c\underline{v}(t-s)} \mathcal{E}_{c,m}(s), \quad \text{for all } t \geq s \geq 0, \tag{A.27}$$

where

$$\begin{aligned} \mathcal{E}_{c,m}(t) &= \left(\int_0^1 e^{2(c+\lambda)xm} w(x, t)^{2m} dx \right)^{\frac{1}{2m}} \\ &\quad + \left(\int_0^1 e^{2(c+\lambda)xm} w_x(x, t)^{2m} dx \right)^{\frac{1}{2m}}. \end{aligned} \tag{A.28}$$

Taking the limit of [\(A.27\)](#) as m goes to infinity we obtain

$$\mathcal{E}_c(t) \leq 2e^{-c\underline{v}(t-s)} \mathcal{E}_c(s), \quad \text{for all } t \geq s \geq 0, \tag{A.29}$$

where

$$\begin{aligned} \mathcal{E}_c(t) &= \max_{0 \leq x \leq 1} |e^{x(c+\lambda)} w(x, t)| \\ &\quad + \max_{0 \leq x \leq 1} |e^{x(c+\lambda)} w_x(x, t)|, \end{aligned} \tag{A.30}$$

which follows from definition [\(A.28\)](#) using the fact that $\lim_{m \rightarrow \infty} \mathcal{E}_{c,m}(t) = \mathcal{E}_c(t)$. It follows, for all $t \geq s \geq 0$, that

$$\begin{aligned} \|w(t)\|_C + \|w_x(t)\|_C &\leq 2e^{-c\underline{v}(t-s)} e^{(c+\lambda)} \\ &\quad \times (\|w(s)\|_C + \|w_x(s)\|_C). \end{aligned} \tag{A.31}$$

Under [Assumption 3](#) (see, e.g., [Sontag & Wang, 1995](#)) we obtain from [\(35\)](#) that

$$|X(t)| \leq \beta_1(|X(s)|, t-s) + \gamma_1 \left(\sup_{s \leq \tau \leq t} |w(0, \tau)| \right), \tag{A.32}$$

for all $t \geq s \geq 0$, some class \mathcal{KL} function β_1 , and some class \mathcal{K} function γ_1 . Mimicking the arguments in the proof of Lemma 4.7 from [Khalil \(2002\)](#), we set $s = \frac{t}{2}$ in [\(A.32\)](#) to get that

$$\begin{aligned} |X(t)| &\leq \beta_1 \left(\left| X \left(\frac{t}{2} \right) \right|, \frac{t}{2} \right) \\ &\quad + \gamma_1 \left(\sup_{\frac{t}{2} \leq \tau \leq t} \|w(\tau)\|_C \right), \end{aligned} \tag{A.33}$$

and thus, using [\(A.32\)](#) for $s = 0$ and $t \rightarrow \frac{t}{2}$ we arrive at

$$\begin{aligned} |X(t)| &\leq \beta_1 \left(\beta_1 \left(|X(0)|, \frac{t}{2} \right) \right. \\ &\quad \left. + \gamma_1 \left(\sup_{0 \leq \tau \leq \frac{t}{2}} \|w(\tau)\|_C \right), \frac{t}{2} \right) \\ &\quad + \gamma_1 \left(\sup_{\frac{t}{2} \leq \tau \leq t} \|w(\tau)\|_C \right), \quad \text{for all } t \geq 0. \end{aligned} \tag{A.34}$$

Moreover, using [\(A.31\)](#) we get that

$$\sup_{0 \leq \tau \leq \frac{t}{2}} \|w(\tau)\|_C \leq 2e^{(c+\lambda)} (\|w(0)\|_C + \|w_x(0)\|_C) \tag{A.35}$$

$$\begin{aligned} \sup_{\frac{t}{2} \leq \tau \leq t} \|w(\tau)\|_C &\leq 2e^{-c\underline{v}\frac{t}{2}} e^{(c+\lambda)} (\|w(0)\|_C \\ &\quad + \|w_x(0)\|_C). \end{aligned} \tag{A.36}$$

Therefore, combining [\(A.34\)](#) with [\(A.35\)](#), [\(A.36\)](#) and using [\(A.31\)](#) we get [\(36\)](#) with

$$\begin{aligned} \beta_w(s, t) &= \beta_1 \left(\beta_1(s, 0) + \gamma_1(2e^{(c+\lambda)s}), \frac{t}{2} \right) \\ &\quad + 2e^{-c\underline{v}t} e^{(c+\lambda)s} + \gamma_1(2e^{-c\underline{v}\frac{t}{2}} e^{(c+\lambda)s}). \end{aligned} \tag{A.37}$$

Proof of Lemma 3

Differentiating relation [\(6\)](#) with respect to x we get that, for each t, p satisfies the following ODE in x

$$p_x(x, t) = f(p(x, t), u(x, t)) \Gamma(u(x, t), u_x(x, t), x) \tag{A.38}$$

$$p(0, t) = X(t). \tag{A.39}$$

Under [Assumption 2](#) there exists a smooth function $R : \mathbb{R}^n \rightarrow \mathbb{R}_+$ and class \mathcal{K}_∞ functions α_1, α_2 , and α_3 such that (see, e.g., [Angeli & Sontag, 1999](#); [Krstic, 2009, 2010](#))

$$\alpha_1(|X|) \leq R(X) \leq \alpha_2(|X|) \tag{A.40}$$

$$\frac{\partial R(X)}{\partial X} f(X, \omega) \leq R(X) + \alpha_3(|\omega|), \tag{A.41}$$

for all $(X, \omega)^T \in \mathbb{R}^{n+1}$. From relation [\(8\)](#) it follows that

$$\begin{aligned} v(u(x, t)) - xv'(u(x, t)) u_x(x, t) &> 0, \quad \text{for all } x \in [0, 1] \\ &\quad \text{and } t \geq 0, \end{aligned} \tag{A.42}$$

which can be seen considering separately the cases $v'(u(x, t)) u_x(x, t) \leq 0$ and $v'(u(x, t)) u_x(x, t) > 0$, and using [\(4\)](#). Hence, from the definition of Γ in [\(7\)](#) and [\(4\)](#) we conclude that

$$\begin{aligned} \Gamma(u(x, t), u_x(x, t), x) &> 0, \\ &\quad \text{for all } x \in [0, 1] \text{ and } t \geq 0. \end{aligned} \tag{A.43}$$

⁴ Note that although the estimate [\(A.25\)](#) for $L_{c,m}$ is derived for u that is of class C^2 (and thus, so is w satisfying [\(A.19\)](#), [\(A.20\)](#)), the estimate [\(A.25\)](#) remains valid (in the distribution sense) when u is only of class C^1 , see, e.g., [Coron & Bastin \(2016\)](#).

Thus, from (A.41) it follows that

$$\frac{\partial R(p(x, t))}{\partial p} f(p(x, t), u(x, t)) \Gamma(u(x, t), u_x(x, t), x) \leq \Gamma(u(x, t), u_x(x, t), x) (R(p(x, t)) + \alpha_3(|u(x, t)|)). \tag{A.44}$$

From (7), using relations (4) and (8) it also follows that

$$\Gamma(u(x, t), u_x(x, t), x) \leq \frac{2+M}{v}, \tag{A.45}$$

for all $x \in [0, 1]$ and $t \geq 0$,

and thus, from (A.44) we get using (A.38) that

$$\frac{\partial R(p(x, t))}{\partial x} \leq \frac{2+M}{v} (R(p(x, t)) + \alpha_3(|u(x, t)|)). \tag{A.46}$$

Employing the comparison principle and using (A.39) we arrive at

$$R(p(x, t)) \leq e^{\frac{2+M}{v}x} R(X(t)) + \frac{2+M}{v} \times \int_0^x e^{\frac{2+M}{v}(x-y)} \alpha_3(|u(y, t)|) dy, \tag{A.47}$$

for all $x \in [0, 1]$ and $t \geq 0$. Hence, using (A.40) we get

$$\|p(t)\|_C \leq \alpha_4(|X(t)| + \|u(t)\|_C), \tag{A.48}$$

where

$$\alpha_4(s) = \alpha_1^{-1} \left(e^{\frac{2+M}{v}} (\alpha_2(s) + \alpha_3(s)) \right). \tag{A.49}$$

Since f is continuously differentiable with $f(0, 0) = 0$ we conclude that there exists a class \mathcal{K}_∞ function α_5 such that

$$|f(X, \omega)| \leq \alpha_5(|X| + |\omega|). \tag{A.50}$$

Thus, using (A.45) and (A.48), we get from (A.38)

$$|p_x(x, t)| \leq \alpha_6(|X(t)| + \|u(t)\|_C), \tag{A.51}$$

where

$$\alpha_6(s) = \frac{2+M}{v} \alpha_5(\alpha_4(s) + s). \tag{A.52}$$

The proof is completed by taking the maximum, with respect to $x \in [0, 1]$, in both sides of (A.51) and setting $\rho_1(s) = \alpha_4(s) + \alpha_6(s)$.

Proof of Lemma 4

We start defining the change of variables with respect to x

$$z(x, t) = \frac{x}{v(u(x, t))}, \tag{A.53}$$

which is well-defined thanks to (4) and where t acts as a parameter. Using the fact that

$$\Gamma(u(x, t), u_x(x, t), x) = \frac{\partial z(x, t)}{\partial x}, \tag{A.54}$$

it follows from (A.43) that the function z is strictly increasing with respect to x , for each t . Thus, it admits an inverse defined for each t as $x = \chi(z, t)$. Therefore, from relations (A.38), (A.39), and definition (A.54) we obtain

$$\bar{p}_z(z, t) = f(\bar{p}(z, t), \bar{u}(z, t)), \quad z \in \left[0, \frac{1}{v(u(1, t))} \right] \tag{A.55}$$

$$\bar{p}(0, t) = X(t), \tag{A.56}$$

where

$$\bar{p}(z, t) = p(\chi(z, t), t) \tag{A.57}$$

$$\bar{u}(z, t) = u(\chi(z, t), t). \tag{A.58}$$

Moreover, setting $x = \chi(z, t)$ in relation (32) we get that

$$\bar{u}(z, t) = \kappa(\bar{p}(z, t)) + \bar{w}(z, t), \tag{A.59}$$

where

$$\bar{w}(z, t) = w(\chi(z, t), t). \tag{A.60}$$

Thus, we re-write (A.55) as

$$\bar{p}_z(z, t) = f(\bar{p}(z, t), \kappa(\bar{p}(z, t)) + \bar{w}(z, t)), \tag{A.61}$$

$$z \in \left[0, \frac{1}{v(u(1, t))} \right].$$

Under Assumption 3 there exist a smooth function $S : \mathbb{R}^n \rightarrow \mathbb{R}_+$ and class \mathcal{K}_∞ functions $\hat{\alpha}_1, \hat{\alpha}_2, \hat{\alpha}_3$, and $\hat{\alpha}_4$ such that (see, e.g., Sontag & Wang, 1995)

$$\hat{\alpha}_1(|X|) \leq S(X) \leq \hat{\alpha}_2(|X|) \tag{A.62}$$

$$\frac{\partial S(X)}{\partial X} f(X, \kappa(X) + \omega) \leq -\hat{\alpha}_3(|X|) + \hat{\alpha}_4(|\omega|). \tag{A.63}$$

Thus, we get from (A.63) that

$$\frac{\partial S(\bar{p}(z, t))}{\partial \bar{p}} f(\bar{p}(z, t), \kappa(\bar{p}(z, t)) + \bar{w}(z, t)) \leq -\hat{\alpha}_3(|\bar{p}(z, t)|) + \hat{\alpha}_4(|\bar{w}(z, t)|), \tag{A.64}$$

and hence, using (A.61), (A.56) and integrating from 0 to z we obtain

$$S(\bar{p}(z, t)) \leq S(X(t)) + \int_0^z \hat{\alpha}_4(|\bar{w}(y, t)|) dy, \tag{A.65}$$

$$z \in \left[0, \frac{1}{v(u(1, t))} \right].$$

Using (4) and (A.62) we get from (A.65) that

$$|\bar{p}(z, t)| \leq \hat{\alpha}_1^{-1} \left(\hat{\alpha}_2(|X(t)|) + \frac{1}{v} \hat{\alpha}_4 \left(\max_{0 \leq z \leq \frac{1}{v(u(1, t))}} |\bar{w}(z, t)| \right) \right), \tag{A.66}$$

$$z \in \left[0, \frac{1}{v(u(1, t))} \right].$$

Taking a maximum of both sides in (A.66), with definitions (A.57), (A.58), and (A.60) we arrive at

$$\|p(t)\|_C \leq \hat{\alpha}_5(|X(t)| + \|w(t)\|_C), \tag{A.67}$$

with $\hat{\alpha}_5(s) = \hat{\alpha}_1^{-1} \left(\hat{\alpha}_2(s) + \frac{1}{v} \hat{\alpha}_4(s) \right)$. Under Assumption 3 (continuity of κ and the fact that $\kappa(0) = 0$) there exists a class \mathcal{K}_∞ function $\hat{\alpha}_1$ such that

$$|\kappa(X)| \leq \hat{\alpha}_1(|X|). \tag{A.68}$$

Therefore, using (A.50) we get from (A.61) that

$$|\bar{p}_z(z, t)| \leq \alpha_5 \left(|\bar{p}(z, t)| + \hat{\alpha}_1(|\bar{p}(z, t)|) + |\bar{w}(z, t)| \right). \tag{A.69}$$

Using (A.66) we arrive at

$$|\bar{p}_z(z, t)| \leq \hat{\alpha}_6 \left(|X(t)| + \max_{0 \leq z \leq \frac{1}{v(u(1, t))}} |\bar{w}(z, t)| \right), \tag{A.70}$$

where $\hat{\alpha}_6(s) = \alpha_5 \left(\hat{\alpha}_5(s) + \hat{\alpha}_1(\hat{\alpha}_5(s)) + s \right)$. Using definition (A.57), from relations (A.45), (A.54) we obtain that

$$|p_x(x, t)| \leq \frac{2+M}{v} |\bar{p}_z(z, t)|, \tag{A.71}$$

and hence, from (A.70) we arrive at

$$\|p_x(t)\|_C \leq \frac{2+M}{\underline{v}} \hat{\alpha}_6 \left(|X(t)| + \max_{0 \leq z \leq \frac{1}{v(u(1,t))}} |\bar{w}(z, t)| \right). \quad (\text{A.72})$$

With definition (A.60) we get that

$$\|p_x(t)\|_C \leq \frac{2+M}{\underline{v}} \hat{\alpha}_6 (|X(t)| + \|w(t)\|_C), \quad (\text{A.73})$$

and hence, the lemma is proved with $\rho_2(s) = \hat{\alpha}_5(s) + \frac{2+M}{\underline{v}} \hat{\alpha}_6(s)$.

Proof of Lemma 5

Under Assumption 3 (continuous differentiability of κ) there exists a class \mathcal{K}_∞ function $\hat{\alpha}_2$ such that

$$|\nabla \kappa(X)| \leq |\nabla \kappa(0)| + \hat{\alpha}_2(|X|), \quad (\text{A.74})$$

for all $X \in \mathbb{R}^n$. Therefore, using (38) and (A.68), we get from (32) that

$$\begin{aligned} |w(x, t)| + |w_x(x, t)| &\leq |u(x, t)| + |u_x(x, t)| \\ &\quad + \hat{\alpha}_1(\rho_1(|X(t)| + \|u(t)\|_C)) \\ &\quad + \left(|\nabla \kappa(0)| + \hat{\alpha}_2(\rho_1(|X(t)| + \|u(t)\|_C)) \right) \\ &\quad \times \rho_1(|X(t)| + \|u(t)\|_C), \end{aligned} \quad (\text{A.75})$$

and thus, taking a maximum in both sides of (A.75), estimate (40) follows with

$$\begin{aligned} \rho_3(s) &= s + \hat{\alpha}_1(\rho_1(s)) + \left(|\nabla \kappa(0)| + \hat{\alpha}_2(\rho_1(s)) \right) \\ &\quad \times \rho_1(s). \end{aligned} \quad (\text{A.76})$$

Similarly, using (A.68), (A.74), and (39) we get estimate (41) with

$$\begin{aligned} \rho_4(s) &= s + \hat{\alpha}_1(\rho_2(s)) + \left(|\nabla \kappa(0)| + \hat{\alpha}_2(\rho_2(s)) \right) \\ &\quad \times \rho_2(s). \end{aligned} \quad (\text{A.77})$$

Proof of Lemma 6

Under Assumption 1 (continuous differentiability of v) we conclude that there exists a class \mathcal{K}_∞ function $\hat{\rho}$ such that

$$|v'(u(x, t))| \leq |v'(0)| + \hat{\rho}(|u(x, t)|), \quad (\text{A.78})$$

and hence, for all $x \in [0, 1]$ and $t \geq 0$ it holds that

$$|v'(u(x, t))| \leq |v'(0)| + \hat{\rho}(\|u(t)\|_C). \quad (\text{A.79})$$

Thus, it holds that

$$\begin{aligned} |v'(u(x, t)) u_x(x, t)| &\leq \left(|v'(0)| + \hat{\rho}(\|u(t)\|_C) \right) \\ &\quad \times \|u_x(t)\|_C, \end{aligned} \quad (\text{A.80})$$

for all $x \in [0, 1]$ and $t \geq 0$. From relation (4), one can conclude that whenever

$$|v'(u(x, t)) u_x(x, t)| \leq \epsilon, \quad (\text{A.81})$$

where ϵ is any constant such that $0 < \epsilon < \underline{v}$, relation (8) holds with any M such that $M > \frac{\epsilon}{\underline{v}}$. Consequently, choosing any constant δ_1 such that

$$\delta_1 \leq \psi^{-1}(\epsilon), \quad (\text{A.82})$$

where

$$\psi(s) = \left(|v'(0)| + \hat{\rho}(s) \right) s, \quad (\text{A.83})$$

completes the proof.

Proof of Lemma 7

Combining estimate (41) with (36) we obtain

$$\Omega(t) \leq \rho_4(\beta_w(\Omega_w(0), t)), \quad (\text{A.84})$$

and hence, with (40) and the properties of class \mathcal{KL} functions we arrive at

$$\Omega(t) \leq \rho_4(\beta_w(\rho_3(\Omega(0)), 0)). \quad (\text{A.85})$$

Therefore, for all initial conditions that satisfy the bound (27) with any δ such that

$$\delta \leq \phi^{-1}(\delta_1), \quad (\text{A.86})$$

where

$$\phi(s) = \rho_4(\beta_w(\rho_3(s, 0))), \quad (\text{A.87})$$

the solutions satisfy (42). Furthermore, from Lemma 6, it follows that for all of those initial conditions, the solutions verify (8).

References

- Aamo, O. M. (2013). Disturbance rejection in 2×2 linear hyperbolic systems. *IEEE Transactions on Automatic Control*, 58, 1095–1106.
- Angeli, D., & Sontag, E. D. (1999). Forward completeness, unboundedness observability, and their Lyapunov characterizations. *Systems & Control Letters*, 38, 209–217.
- Bekiaris-Liberis, N., & Krstic, M. (2013a). *Nonlinear control under nonconstant delays*. SIAM.
- Bekiaris-Liberis, N., & Krstic, M. (2013b). Compensation of state-dependent input delay for nonlinear systems. *IEEE Transactions on Automatic Control*, 58, 275–289.
- Bekiaris-Liberis, N., & Krstic, M. (2013c). Nonlinear control under delays that depend on delayed states. *European Journal of Control*, 19, 389–398.
- Bekiaris-Liberis, N., & Krstic, M. (2013d). Robustness of nonlinear predictor feedback laws to time- and state-dependent delay perturbations. *Automatica*, 49, 1576–1590.
- Blandin, S., Litrico, X., Delle Monache, M.-L., Piccoli, B., & Bayen, A. (2017). Regularity and Lyapunov stabilization of weak entropy solutions to scalar conservation laws. *IEEE Transactions on Automatic Control*, 62, 1620–1635.
- Borsche, R., Colombo, R. M., & Garavello, M. (2010). On the coupling of systems of hyperbolic conservation laws with ordinary differential equations. *Nonlinearity*, 23, 2749–2770.
- Bresch-Pietri, D., Chauvin, J., & Petit, N. (2012a). Invoking Halanay inequality to conclude on closed-loop stability of processes with input-varying delay. In *IFAC workshop on time delay systems*.
- Bresch-Pietri, D., Chauvin, J., & Petit, N. (2012b). Prediction-based feedback control of a class of processes with input-varying delay. In *American control conference*.
- Bresch-Pietri, D., Chauvin, J., & Petit, N. (2014). Prediction-based stabilization of linear systems subject to input-dependent input delay of integral type. *IEEE Transactions on Automatic Control*, 59, 2385–2399.
- Cai, X., & Krstic, M. (2015). Nonlinear control under wave actuator dynamics with time- and state-dependent moving boundary. *International Journal of Robust and Nonlinear Control*, 25, 222–251.
- Cai, X., & Krstic, M. (2016). Nonlinear stabilization through wave PDE dynamics with a moving uncontrolled boundary. *Automatica*, 68, 27–38.
- Claudel, C. G. (2010). Lax-Hopf based incorporation of internal boundary conditions into Hamilton–Jacobi equation. Part I: Theory. *IEEE Transactions on Automatic Control*, 55, 1142–1157.
- Coron, J.-M., & Bastin, G. (2016). *Stability and boundary stabilization of 1-d hyperbolic systems*. Basel: Birkhauser.
- Courant, R., & Hilbert, D. (1962). *Methods of mathematical physics*, Vol. 2. New York: Interscience.
- Cunge, J., Holly, F., & Verwey, A. (1980). *Practical aspects of computational river hydraulics*. Bath: Pitmann.
- Depcik, C., & Assanis, D. (2005). One-dimensional automotive catalyst modeling. *Progress in Energy and Combustion Science*, 31, 308–369.
- Diagne, M., Bekiaris-Liberis, N., & Krstic, M. (2017). Compensation of input delay that depends on delayed input. In *American control conference*.

- Di Meglio, F., Bribiesca Argomedo, F., Hu, L., & Krstic, M. (2018). Stabilization of coupled linear heterodirectional hyperbolic PDE-ODE systems. *Automatica*, 87, 281–289.
- Espitia, N., Girard, A., Marchand, N., & Prieur, C. (2017). Fluid-flow modeling and stability analysis of communication networks. In *IFAC world congress*, Toulouse, France.
- Gottlich, S., Herty, M., & Klar, A. (2005). Network models for supply chains. *Communications in Mathematical Sciences*, 3, 545–559.
- Hasan, A., Aamo, O. M., & Krstic, M. (2006). Boundary observer design for hyperbolic PDE-ODE cascade systems. *Automatica*, 68, 75–86.
- Herty, M., Lebacque, J.-P., & Moutari, S. (2009). A novel model for intersections of vehicular traffic flow. *Networks and Heterogenous Media*, 4, 813–826.
- Hu, L., Vazquez, R., Di Meglio, F., & Krstic, M. (2017). Boundary exponential stabilization of 1-D inhomogeneous quasilinear hyperbolic systems (submitted for publication). Available at: [arXiv:1512.03539v1](https://arxiv.org/abs/1512.03539v1).
- Jankovic, M., & Magner, S. (2011). Disturbance attenuation in time-delay systems—A case study on engine air-fuel ratio control. In *American control conference*.
- Kahveci, N. E., & Jankovic, M. (2010). Adaptive controller with delay compensation for air-fuel ratio regulation in SI engines. In *American control conference*.
- Karafyllis, I. (2011). Stabilization by means of approximate predictors for systems with delayed input. *SIAM Journal on Control and Optimization*, 49, 1100–1123.
- Karafyllis, I., & Krstic, M. (2014). Numerical schemes for nonlinear predictor feedback. *Mathematics of Control, Signals, and Systems*, 26, 519–546.
- Karafyllis, I., & Krstic, M. (2017). *Predictor feedback for delay systems: Implementations and approximations*. Basel: Birkhauser.
- Khalil, H. (2002). *Nonlinear systems* (3rd ed.). Prentice Hall.
- Kharitonov, V. L. (2014). An extension of the prediction scheme to the case of systems with both input and state delay. *Automatica*, 50, 211–217.
- Krstic, M. (1999). On global stabilization of Burgers' equation by boundary control. *Systems & Control Letters*, 37, 123–142.
- Krstic, M. (2009). *Delay Compensation for nonlinear, adaptive, and PDE systems*. Basel: Birkhauser.
- Krstic, M. (2010). Input delay compensation for forward complete and feedforward nonlinear systems. *IEEE Transactions on Automatic Control*, 55, 287–303.
- Lattanzio, C., Mauriz, A., & Piccoli, B. (2011). Moving bottlenecks in car traffic flow: A PDE-ODE coupled model. *SIAM Journal on Mathematical Analysis*, 43, 50–67.
- Li, T.-T. (1984). *Global classical solutions for quasilinear hyperbolic systems, research in applied mathematics*. Paris: Mason.
- Mondie, S., & Michiels, W. (2003). Finite spectrum assignment of unstable time-delay systems with a safe implementation. *IEEE Transactions on Automatic Control*, 48, 2207–2212.
- Petit, N., Creff, Y., & Rouchon, P. (1998). Motion planning for two classes of nonlinear systems with delays depending on the control. In *IEEE conference on decision and control*, Tampa, FL.
- Prieur, C., Winkin, J., & Bastin, G. (2008). Robust boundary control of systems of conservation laws. *Mathematics of Control, Signals, and Systems*, 20, 173–197.
- Richard, J.-P. (2003). Time-delay systems: an overview of some recent advances and open problems. *Automatica*, 39, 1667–1694.
- Sontag, E., & Wang, Y. (1995). On characterizations of the input-to-state stability property. *Systems & Control Letters*, 24, 351–359.
- Trangenstein, J. A. (2007). *Numerical solution of hyperbolic partial differential equations*. New York: Cambridge University Press.
- Vazquez, R., Coron, J.-M., Krstic, M., & Bastin, G. (2011). Local exponential H_2 stabilization of a 2×2 quasilinear hyperbolic system using backstepping. In *IEEE Conf. on decision & control*, Orlando, FL.
- Vazquez, R., Coron, J.-M., Krstic, M., & Bastin, G. (2012). Collocated output-feedback stabilization of a 2×2 quasilinear hyperbolic system using backstepping. In *American control conference*. Canada: Montreal.
- Wang, Y., Kosmatopoulos, E. B., Papageorgiou, M., & Papamichail, I. (2014). Local ramp metering in the presence of a distant downstream bottleneck: Theoretical analysis and simulation study. *IEEE Transactions on Intelligent Transportation Systems*, 15, 2024–2039.
- Zhong, Q.-C. (2004). On distributed delay in linear control laws-part I: discrete-delay implementations. *IEEE Transactions on Automatic Control*, 49, 2074–2080.



Nikolaos Bekiaris-Liberis received the Ph.D. degree in Aerospace Engineering from the University of California, San Diego, in 2013. From 2013 to 2014 he was a postdoctoral researcher at the University of California, Berkeley and from 2014 to 2017 he was a research associate and adjunct professor at Technical University of Crete, Greece. Dr. Bekiaris-Liberis is currently a Marie Skłodowska-Curie Fellow at the Dynamic Systems & Simulation Laboratory, Technical University of Crete. He has coauthored the SIAM book *Nonlinear Control under Nonconstant Delays*. His interests are in delay systems, distributed parameter systems, nonlinear control, and their applications.

Dr. Bekiaris-Liberis was a finalist for the student best paper award at the 2010 ASME Dynamic Systems and Control Conference and at the 2013 IEEE Conference on Decision and Control. He received the Chancellor's Dissertation Medal in Engineering from UC San Diego, in 2014. Dr. Bekiaris-Liberis is the recipient of a 2017 Marie Skłodowska-Curie Individual Fellowship Grant.



Miroslav Krstic is Distinguished Professor of Mechanical and Aerospace Engineering, holds the Alspach endowed chair, and is the founding director of the Cymer Center for Control Systems and Dynamics at UC San Diego. He also serves as Associate Vice Chancellor for Research at UCSD. As a graduate student, Krstic won the UC Santa Barbara best dissertation award and student best paper awards at CDC and ACC. Krstic is Fellow of IEEE, IFAC, ASME, SIAM, and IET (UK), Associate Fellow of AIAA, and foreign member of the Academy of Engineering of Serbia. He has received ASME Oldenburger Medal, ASME Nyquist

Lecture Prize, ASME Paynter Outstanding Investigator Award, the PECASE, NSF Career, and ONR Young Investigator awards, the Axelby and Schuck paper prizes, the Chestnut textbook prize, and the first UCSD Research Award given to an engineer. Krstic has also been awarded the Springer Visiting Professorship at UC Berkeley, the Distinguished Visiting Fellowship of the Royal Academy of Engineering, the Invitation Fellowship of the Japan Society for the Promotion of Science, and honorary professorships from four universities in China. He serves as Senior Editor in *IEEE Transactions on Automatic Control* and *Automatica*, as editor of two Springer book series, and has served as Vice President for Technical Activities of the IEEE Control Systems Society and as chair of the IEEE CSS Fellow Committee. Krstic has coauthored twelve books on adaptive, nonlinear, and stochastic control, extremum seeking, control of PDE systems including turbulent flows, and control of delay systems.